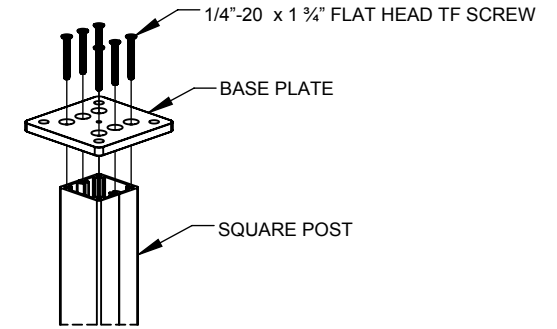
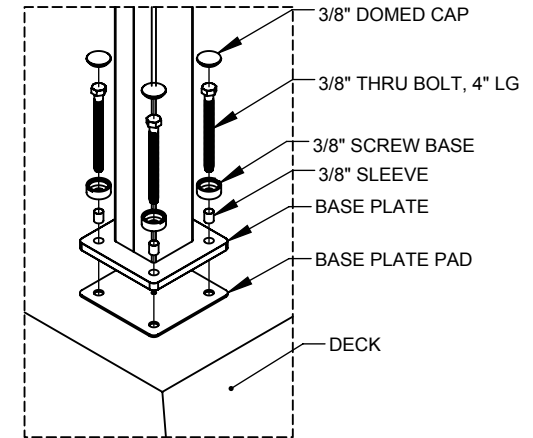


1 GLASS WITH TOP & BOTTOM RAIL, DECK MOUNT, STAIR GUARD



2 TYP. BASE PLATE TO POST  
SCALE 1 : 8



3 TYP. DECK MOUNTING CONNECTION  
SCALE 1 : 8

eGlass Element™

PROPRIETARY AND CONFIDENTIAL

THE INFORMATION CONTAINED IN THIS DRAWING IS THE SOLE PROPERTY OF EGLASS LLC. ANY REPRODUCTION IN PART OR AS A WHOLE WITHOUT THE WRITTEN PERMISSION OF EGLASS LLC IS PROHIBITED.

NOTES: UNLESS OTHERWISE SPECIFIED

1. DIMENSIONS SHOWN - INCHES [MM].
2. MACHINED SURFACES TO BE 63uIN MAX.
3. PART TO BE FREE OF BURRS AND SHARP EDGES.
4. ALL MATERIAL TO BE CLEAN, DEGREASED AND FREE OF ALL IMPURITIES.
5. ANY CHANGE MUST BE AUTHORIZED BY AN EGLASS ENGINEER.

DIMENSIONS ARE IN INCHES  
FRACTIONAL ±  
ANGULAR: MACH ±  
TWO PLACE DECIMAL ±  
THREE PLACE DECIMAL ±

MATERIAL

FINISH

DO NOT SCALE DRAWING

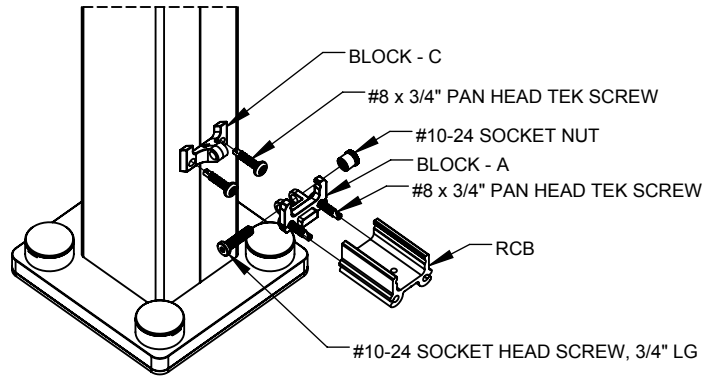
	NAME	DATE
DRAWN	V.P.	12/11/18
ENG APPR.		
MFG APPR.		

COMMENTS:  
PURCHASER HAS THE FULL RESPONSIBILITY TO COMPLY WITH LOCAL, NATIONAL AND INTERNATIONAL BUILDING CODES. PURCHASER SHALL COMPLY IN ALL RESPECTS WITH ALL APPLICABLE LEGAL REQUIREMENTS GOVERNING THE DUTIES, OBLIGATIONS, AND BUSINESS PRACTICES OF THEIR LOCALITIES AND SHALL OBTAIN ANY PERMITS OR LICENSES NECESSARY FOR THEIR OPERATIONS.

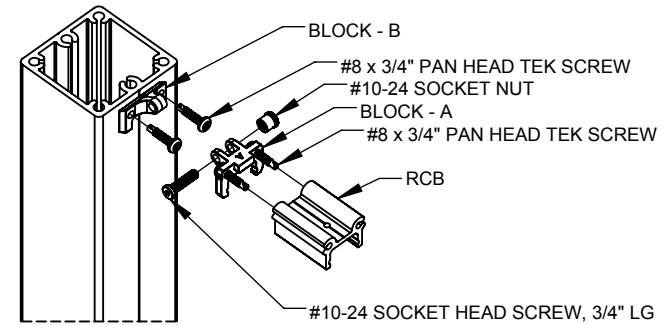


TITLE:  
**EGLASS ELEMENT, DECK MOUNT, STAIR GUARD, 42" RAILING SYSTEM**

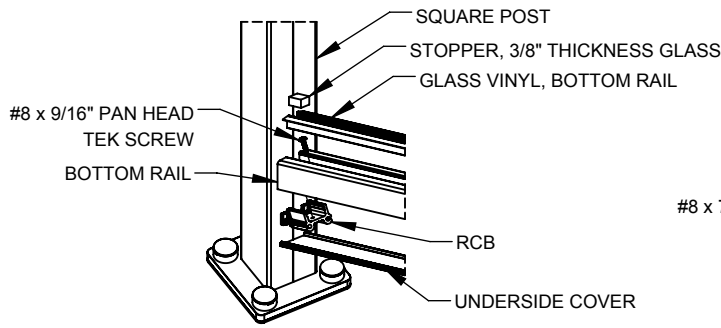
SIZE	DWG. NO.	REV
<b>A</b>	<b>CEDS-00-00</b>	<b>2</b>
SCALE: 1:50	WEIGHT:	SHEET 1 OF 3



4 TYP. BOTTOM HINGE JOINT CONNECTION

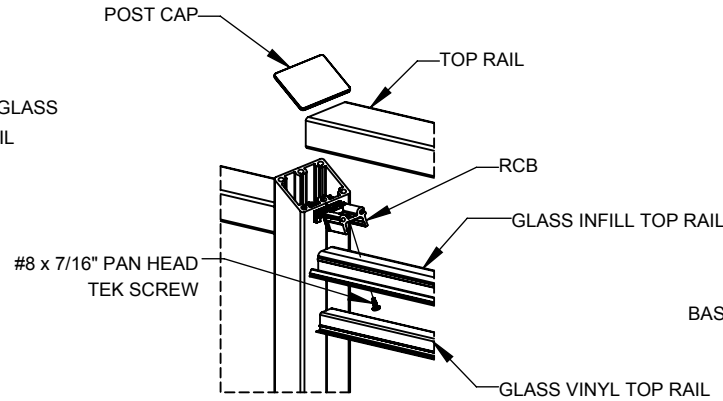


5 TYP. TOP HINGE JOINT CONNECTION



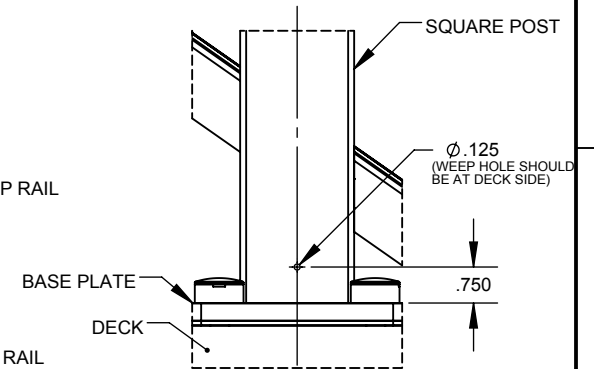
6 TYP. BOTTOM RAIL CONNECTION

SCALE 1 : 8



7 TYP. TOP RAIL CONNECTION

SCALE 1 : 8



8 TYP. WEEP HOLE

eGlass Element™

PROPRIETARY AND CONFIDENTIAL

THE INFORMATION CONTAINED IN THIS DRAWING IS THE SOLE PROPERTY OF EGLASS LLC. ANY REPRODUCTION IN PART OR AS A WHOLE WITHOUT THE WRITTEN PERMISSION OF EGLASS LLC IS PROHIBITED.

NOTES: UNLESS OTHERWISE SPECIFIED

1. DIMENSIONS SHOWN - INCHES [MM].
2. MACHINED SURFACES TO BE 63µIN MAX.
3. PART TO BE FREE OF BURRS AND SHARP EDGES.
4. ALL MATERIAL TO BE CLEAN, DEGREASED AND FREE OF ALL IMPURITIES.
5. ANY CHANGE MUST BE AUTHORIZED BY AN EGLASS ENGINEER.

DIMENSIONS ARE IN INCHES  
 FRACTIONAL ±  
 ANGULAR: MACH ±  
 TWO PLACE DECIMAL ±  
 THREE PLACE DECIMAL ±

MATERIAL

FINISH

DO NOT SCALE DRAWING

	NAME	DATE
DRAWN	V.P.	12/11/18
ENG APPR.		
MFG APPR.		

COMMENTS:  
 PURCHASER HAS THE FULL RESPONSIBILITY TO COMPLY WITH LOCAL, NATIONAL AND INTERNATIONAL BUILDING CODES. PURCHASER SHALL COMPLY IN ALL RESPECTS WITH ALL APPLICABLE LEGAL REQUIREMENTS GOVERNING THE DUTIES, OBLIGATIONS, AND BUSINESS PRACTICES OF THEIR LOCALITIES AND SHALL OBTAIN ANY PERMITS OR LICENSES NECESSARY FOR THEIR OPERATIONS.

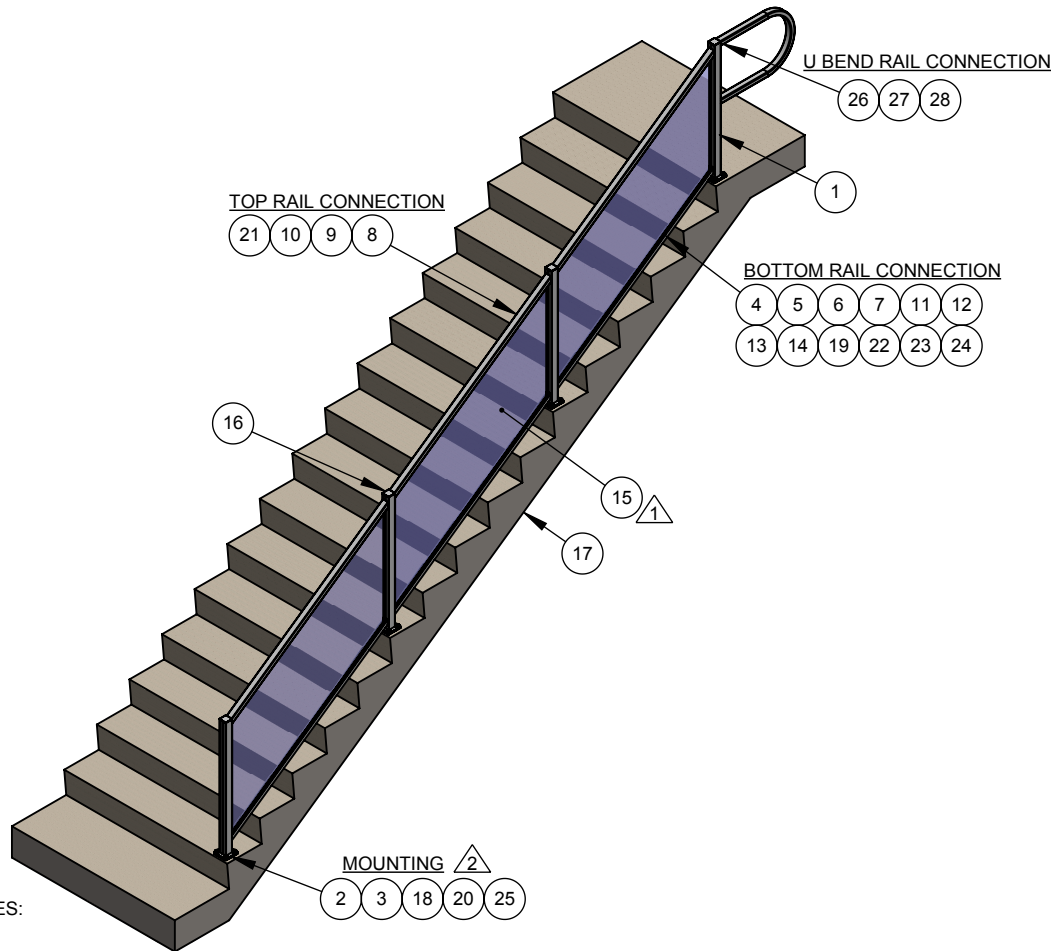


TITLE:  
**EGLASS ELEMENT, DECK MOUNT, STAIR GUARD, 42" RAILING SYSTEM**

SIZE	DWG. NO.	REV
<b>A</b>	<b>CEDS-00-00</b>	<b>2</b>
SCALE: 1:4	WEIGHT:	SHEET 2 OF 3

2

1



NOTES:

- 1. DIFFERENT SIZES OF GLASS PANELS ARE AVAILABLE. REFER DWG NO: CAAS-G2-08 (1/4" THK) AND CAAS-G3-08 (3/8" THK).
- 2. MOUNTING:

**FOR CONCRETE:**

- 1. STD-AC-01 (3/8" THRU BOLT, 4" LENGTH)

**FOR WOOD:**

- 1. STD-AC-03 (3/8" LAG SCREW W/MIN 6" EMBED)

NOTES: UNLESS OTHERWISE SPECIFIED	
<p>1. DIMENSIONS SHOWN - INCHES [MM].                  2. MACHINED SURFACES TO BE 63µIN MAX.                  3. PART TO BE FREE OF BURRS AND SHARP EDGES.                  4. ALL MATERIAL TO BE CLEAN, DEGREASED AND FREE OF ALL IMPURITIES.                  5. ANY CHANGE MUST BE AUTHORIZED BY AN EGLASS ENGINEER.</p>	<p>DIMENSIONS ARE IN INCHES                  FRACTIONAL           ±                  ANGULAR: MACH       ±                  TWO PLACE DECIMAL ±                  THREE PLACE DECIMAL ±</p> <p>MATERIAL</p> <p>FINISH</p> <p>DO NOT SCALE DRAWING</p>

BILL OF MATERIAL TABLE			
ITEM NO.	PART NUMBER	DESCRIPTION	QTY.
1	AAAA-SP-48	SQUARE POST, MEDIUM BLANK, (2 3/8" x 2 3/8" x 1/8" x 48")	AS REQD.
2	RADA-BP-01	BASE PLATE, 36" HEIGHT SQUARE POST	AS REQD.
3	RADA-PD-01	BASE PLATE PAD, SQUARE POST	AS REQD.
4	AAAA-BR-01	BOTTOM RAIL (1 3/8" x 1 1/2" x 1/8"), 20' LENGTH	AS REQD.
5	AAAA-BV-31	GLASS VINYL, BOTTOM RAIL, 3/8" THICK GLASS, 5' LENGTH	AS REQD.
6	AAAA-UC-01	BOTTOM RAIL, UNDERSIDE COVER, 20' LENGTH	AS REQD.
7	AAAA-ST-31	STOPPER, 3/8" THICKNESS GLASS	AS REQD.
8	800S-TR-01	800 SERIES, TOP RAIL (2" x 1 1/2" x 1/8"), 20' LENGTH	AS REQD.
9	AEAA-TI-01	EGLASS ELEMENT, INFILL, TOP RAIL, 20' LENGTH	AS REQD.
10	AAAA-TV-31	GLASS VINYL, TOP RAIL, 3/8" THICK GLASS, 5' LENGTH	AS REQD.
11	AAAA-RC-01	RCB, 1.5" PRE-CUT	AS REQD.
12	AAAS-HJ-01	BLOCK - B	AS REQD.
13	AAAS-HJ-02	BLOCK - A	AS REQD.
14	AAAS-HJ-03	BLOCK - C	AS REQD.
15	CAAS-G3-08	3/8" TEMPERED GLASS, STAIR GUARD RAILING	AS REQD.
16	AAAA-PC-01	POST CAP, 2 3/8" SQUARE POST	AS REQD.
17	STD-DK-03	STEPS - CONCRETE	AS REQD.
18	STD-AC-01	3/8" THRU BOLT, 4" LG	AS REQD.
19	STD-SC-02	#8 x 9/16" PAN HEAD TEK SCREW	AS REQD.
20	STD-SC-05	1/4"-20 x 1 3/4" FLAT HEAD TF SCREW	AS REQD.
21	STD-SC-11	#8 x 7/16" PAN HEAD TEK SCREW	AS REQD.
22	STD-SC-12	#8 x 3/4" PAN HEAD TEK SCREW	AS REQD.
23	STD-SC-13	#10-24 SOCKET HEAD SCREW, 3/4" LG	AS REQD.
24	STD-NT-03	#10-24 SOCKET NUT	AS REQD.
25	STD-SW-00	3/8" SCREW COVER	AS REQD.
26	AAAS-LB-01	L-BRACKET	AS REQD.
27	STD-SC-03	#10 x 3/4" PAN HEAD TEK SCREW	AS REQD.
28	AAAS-UB-02	U-BEND RAIL, 2" TOP RAIL	AS REQD.

eGlass Element™

PROPRIETARY AND CONFIDENTIAL

THE INFORMATION CONTAINED IN THIS DRAWING IS THE SOLE PROPERTY OF EGLASS LLC. ANY REPRODUCTION IN PART OR AS A WHOLE WITHOUT THE WRITTEN PERMISSION OF EGLASS LLC IS PROHIBITED.



TITLE:  
**EGLASS ELEMENT, DECK MOUNT, STAIR GUARD, 42" RAILING SYSTEM**

SIZE <b>A</b>	DWG. NO. <b>CEDS-00-00</b>	REV <b>2</b>
------------------	-------------------------------	-----------------

SCALE: 1:50      WEIGHT:      SHEET 3 OF 3

2

1