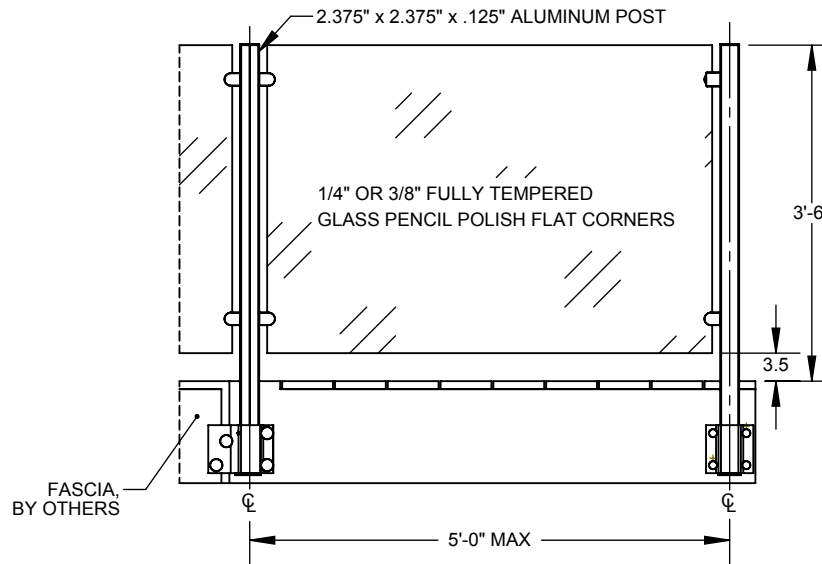


2

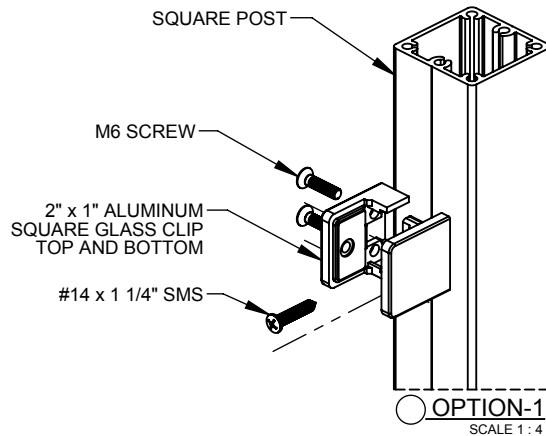
1

B

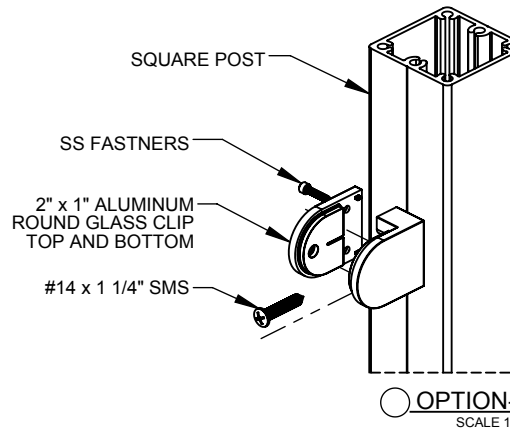
B



1 GLASS WITHOUT TOP & BOTTOM RAIL, FASCIA MOUNT



OPTION-1
SCALE 1 : 4



OPTION-2
SCALE 1 : 4

2 POST-CLIP CONNECTION

A

A

eGlass Vision™

PROPRIETARY AND CONFIDENTIAL

THE INFORMATION CONTAINED IN THIS DRAWING IS THE SOLE PROPERTY OF EGLASS LLC. ANY REPRODUCTION IN PART OR AS A WHOLE WITHOUT THE WRITTEN PERMISSION OF EGLASS LLC IS PROHIBITED.

NOTES: UNLESS OTHERWISE SPECIFIED

1. DIMENSIONS SHOWN - INCHES [MM].
2. MACHINED SURFACES TO BE 63uIN MAX.
3. PART TO BE FREE OF BURRS AND SHARP EDGES.
4. ALL MATERIAL TO BE CLEAN, DEGREASED AND FREE OF ALL IMPURITIES.
5. ANY CHANGE MUST BE AUTHORIZED BY AN EGLASS ENGINEER.

DIMENSIONS ARE IN INCHES
 FRACTIONAL ±
 ANGULAR: MACH ±
 TWO PLACE DECIMAL ±
 THREE PLACE DECIMAL ±

MATERIAL

FINISH

DO NOT SCALE DRAWING

	NAME	DATE
DRAWN	V.P.	09/25/18
ENG APPR.		
MFG APPR.		

COMMENTS:
 PURCHASER HAS THE FULL RESPONSIBILITY TO COMPLY WITH LOCAL, NATIONAL AND INTERNATIONAL BUILDING CODES. PURCHASER SHALL COMPLY IN ALL RESPECTS WITH ALL APPLICABLE LEGAL REQUIREMENTS GOVERNING THE DUTIES, OBLIGATIONS, AND BUSINESS PRACTICES OF THEIR LOCALITIES AND SHALL OBTAIN ANY PERMITS OR LICENSES NECESSARY FOR THEIR OPERATIONS.



TITLE: **EGLASS VISION, FASCIA MOUNT, WITH BRACKET, FLAT DECK, 42" RAILING SYSTEM**

SIZE	DWG. NO.	REV
A	CVGF-00-00	1

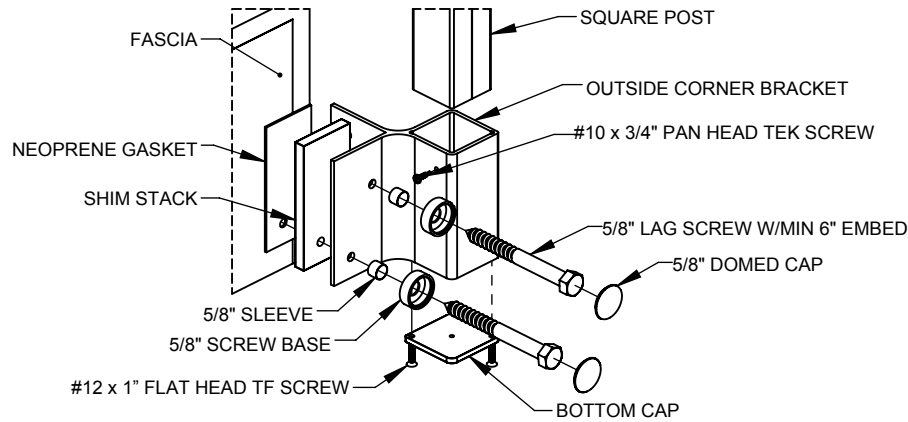
SCALE: 1:24 | WEIGHT: | SHEET 1 OF 3

2

1

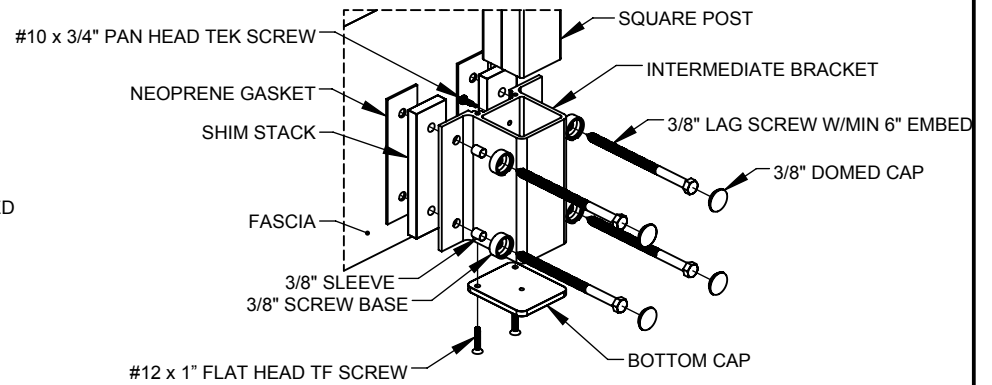
2

1



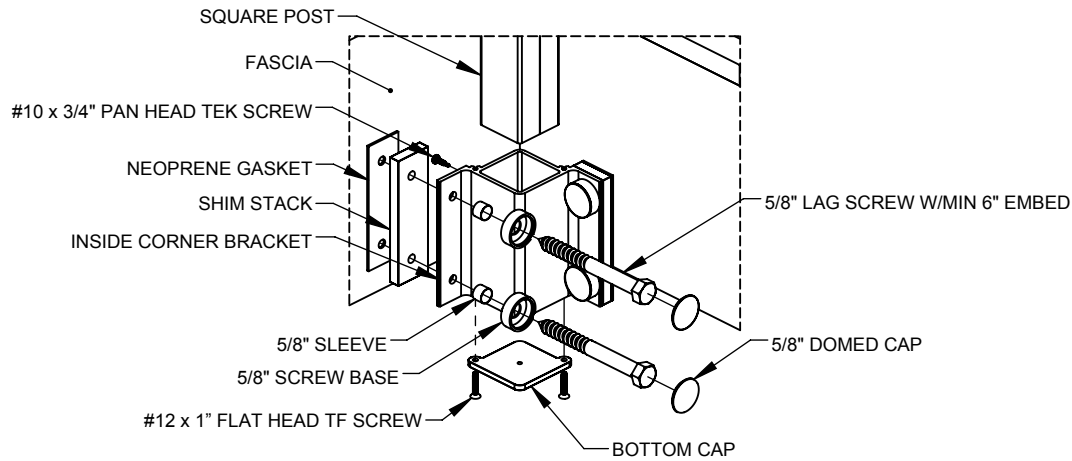
5 TYP. FASCIA OUTER CORNER BRACKET CONNECTION

SCALE 1 : 8



4 TYP. FASCIA INTERMEDIATE BRACKET CONNECTION

SCALE 1 : 8



6 TYP. FASCIA INSIDE CORNER BRACKET CONNECTION

SCALE 1 : 8

eGlass Vision™

PROPRIETARY AND CONFIDENTIAL

THE INFORMATION CONTAINED IN THIS DRAWING IS THE SOLE PROPERTY OF EGLASS LLC. ANY REPRODUCTION IN PART OR AS A WHOLE WITHOUT THE WRITTEN PERMISSION OF EGLASS LLC IS PROHIBITED.

NOTES: UNLESS OTHERWISE SPECIFIED

1. DIMENSIONS SHOWN - INCHES [MM].
2. MACHINED SURFACES TO BE 63µIN MAX.
3. PART TO BE FREE OF BURRS AND SHARP EDGES.
4. ALL MATERIAL TO BE CLEAN, DEGREASED AND FREE OF ALL IMPURITIES.
5. ANY CHANGE MUST BE AUTHORIZED BY AN EGLASS ENGINEER.

DIMENSIONS ARE IN INCHES
 FRACTIONAL ±
 ANGULAR: MACH ±
 TWO PLACE DECIMAL ±
 THREE PLACE DECIMAL ±

MATERIAL

FINISH

DO NOT SCALE DRAWING

NAME	DATE
V.P.	09/25/18

DRAWN	
ENG APPR.	
MFG APPR.	

COMMENTS:
 PURCHASER HAS THE FULL RESPONSIBILITY TO COMPLY WITH LOCAL, NATIONAL AND INTERNATIONAL BUILDING CODES. PURCHASER SHALL COMPLY IN ALL RESPECTS WITH ALL APPLICABLE LEGAL REQUIREMENTS GOVERNING THE DUTIES, OBLIGATIONS, AND BUSINESS PRACTICES OF THEIR LOCALITIES AND SHALL OBTAIN ANY PERMITS OR LICENSES NECESSARY FOR THEIR OPERATIONS.



TITLE: **EGLASS VISION, FASCIA MOUNT, WITH BRACKET, FLAT DECK, 42" RAILING SYSTEM**

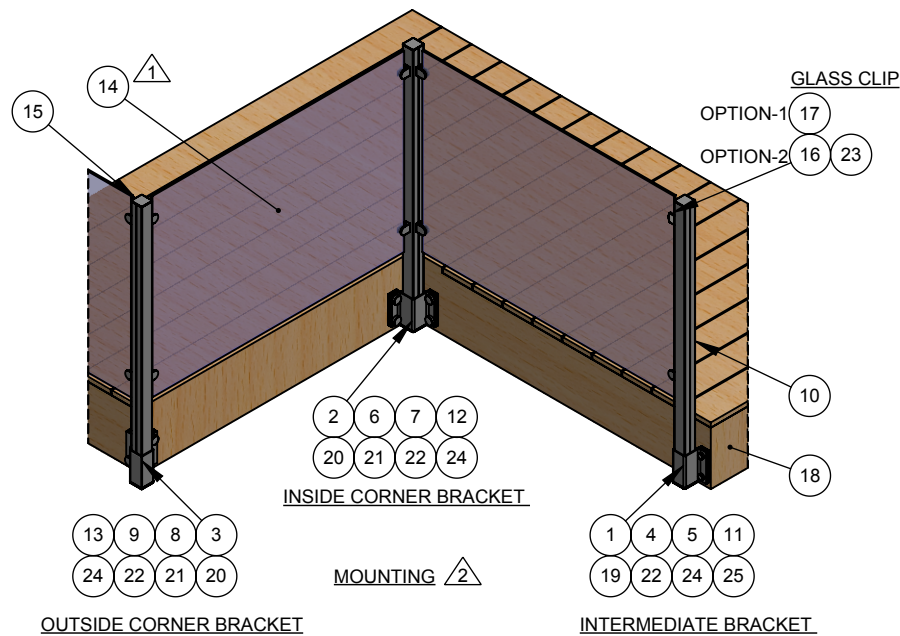
SIZE	DWG. NO.	REV
A	CVGF-00-00	1
SCALE: 1:24	WEIGHT:	SHEET 2 OF 3

2

1

2

1



BILL OF MATERIAL TABLE			
ITEM NO.	PART NUMBER	DESCRIPTION	QTY.
1	AAGA-IB-01	INTERMEDIATE FASCIA BRACKET, 6" HEIGHT	AS REQD.
2	AAGA-IC-01	INSIDE CORNER FASCIA BRACKET, 6" HEIGHT	AS REQD.
3	AAGA-OC-01	OUTSIDE CORNER FASCIA BRACKET, 6" HEIGHT	AS REQD.
4	AAGA-SH-01	SHIM STACK, INTERMEDIATE BRACKET	AS REQD.
5	AAGA-NG-01	NEOPRENE GASKET, INTERMEDIATE BRACKET	AS REQD.
6	AAGA-SH-03	SHIM STACK, INSIDE CORNER BRACKET	AS REQD.
7	AAGA-NG-03	NEOPRENE GASKET, INSIDE CORNER BRACKET	AS REQD.
8	AAGA-SH-02	SHIM STACK, OUTSIDE CORNER BRACKET	AS REQD.
9	AAGA-NG-02	NEOPRENE GASKET, OUTSIDE CORNER BRACKET	AS REQD.
10	AAFA-SP-56	SQUARE POST, LONG BLANK, (2 3/8" x 2 3/8" x 1/8" x 56")	AS REQD.
11	AAGA-BC-01	BOTTOM CAP, INTERMEDIATE FASCIA BRACKET	AS REQD.
12	AAGA-BC-03	BOTTOM CAP, INSIDE CORNER FASCIA BRACKET	AS REQD.
13	AAGA-BC-02	BOTTOM CAP, OUTSIDE CORNER BRACKET	AS REQD.
14	CAAF-G3-56	3/8" TEMPERED GLASS, DECK RAILING	AS REQD.
15	AAAA-PC-01	POST CAP, 2 3/8" SQUARE POST	AS REQD.
16	AVAA-GC-00	GLASS CLIP, ROUND	AS REQD.
17	AVAA-GC-20	FLAT SQUARE GLASS CLAMP	AS REQD.
18	STD-DK-02	DECK WOOD (OR) CONCRETE	AS REQD.
19	STD-AC-05	3/8" LAG SCREW W/MIN 6" EMBED	AS REQD.
20	STD-AC-08	5/8" LAG SCREW W/MIN 6" EMBED	AS REQD.
21	STD-SW-20	5/8" SCREW COVER	AS REQD.
22	STD-SC-03	#10 x 3/4" PAN HEAD TEK SCREW	AS REQD.
23	STD-SC-07	#14 x 1 1/4" SMS	AS REQD.
24	STD-SC-09	#12 x 1" FLAT HEAD TF SCREW	AS REQD.
25	STD-SW-00	3/8" SCREW COVER	AS REQD.

NOTES:

- 1. DIFFERENT SIZES OF GLASS PANELS ARE AVAILABLE. REFER DWG NO: CAAF-G2-08 (1/4" THK) AND CAAF-G3-08 (3/8" THK).
- 2. MOUNTING:

INSIDE CORNER AND OUTSIDE CORNER BRACKETS:

FOR CONCRETE:

- 1. STD-AC-07 (3/8" THRU BOLT, 4" LENGTH)

FOR WOOD:

- 1. STD-AC-08 (5/8" LAG SCREW W/MIN 6" EMBED)

INTERMEDIATE BRACKETS:

FOR CONCRETE:

- 1. STD-AC-06 (3/8" THRU BOLT, 4" LENGTH)

FOR WOOD:

- 1. STD-AC-05 (3/8" LAG SCREW W/MIN 6" EMBED)

NOTES: UNLESS OTHERWISE SPECIFIED

- 1. DIMENSIONS SHOWN - INCHES [MM].
- 2. MACHINED SURFACES TO BE 63uIN MAX.
- 3. PART TO BE FREE OF BURRS AND SHARP EDGES.
- 4. ALL MATERIAL TO BE CLEAN, DEGREASED AND FREE OF ALL IMPURITIES.
- 5. ANY CHANGE MUST BE AUTHORIZED BY AN EGLASS ENGINEER.

DIMENSIONS ARE IN INCHES
 FRACTIONAL ±
 ANGULAR: MACH ±
 TWO PLACE DECIMAL ±
 THREE PLACE DECIMAL ±

MATERIAL

FINISH

DO NOT SCALE DRAWING

NAME	DATE
V.P.	09/25/18
DRAWN	
ENG APPR.	
MFG APPR.	

COMMENTS:
 PURCHASER HAS THE FULL RESPONSIBILITY TO COMPLY WITH LOCAL, NATIONAL AND INTERNATIONAL BUILDING CODES. PURCHASER SHALL COMPLY IN ALL RESPECTS WITH ALL APPLICABLE LEGAL REQUIREMENTS GOVERNING THE DUTIES, OBLIGATIONS, AND BUSINESS PRACTICES OF THEIR LOCALITIES AND SHALL OBTAIN ANY PERMITS OR LICENSES NECESSARY FOR THEIR OPERATIONS.



TITLE: **EGLASS VISION, FASCIA MOUNT, WITH BRACKET, FLAT DECK, 42" RAILING SYSTEM**

SIZE	DWG. NO.	REV
A	CVGF-00-00	1
SCALE: 1:30	WEIGHT:	SHEET 3 OF 3

2

1

eGlass Vision™

PROPRIETARY AND CONFIDENTIAL

THE INFORMATION CONTAINED IN THIS DRAWING IS THE SOLE PROPERTY OF EGLASS LLC. ANY REPRODUCTION IN PART OR AS A WHOLE WITHOUT THE WRITTEN PERMISSION OF EGLASS LLC IS PROHIBITED.