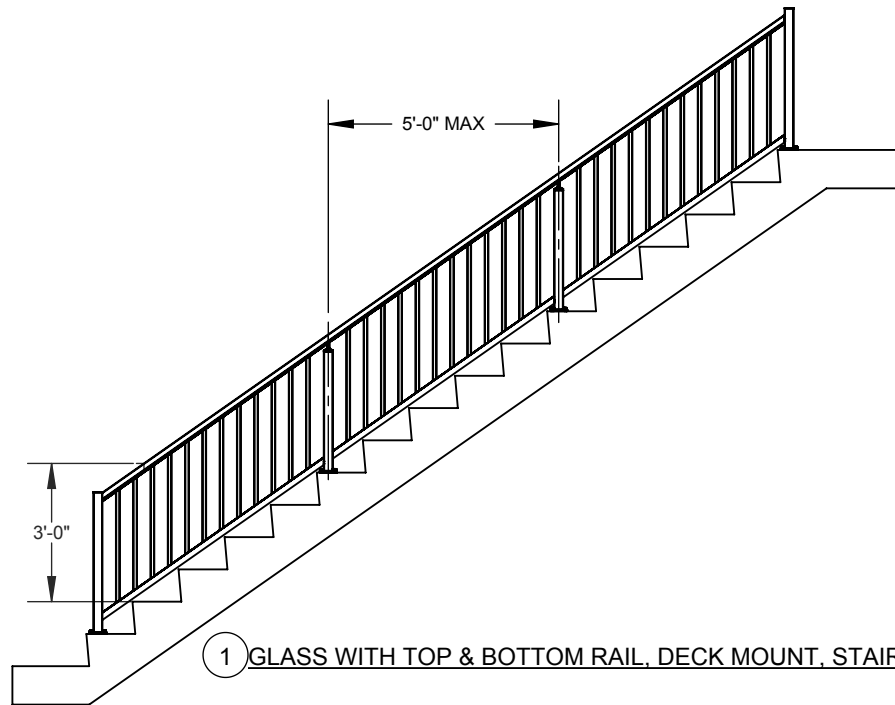


2

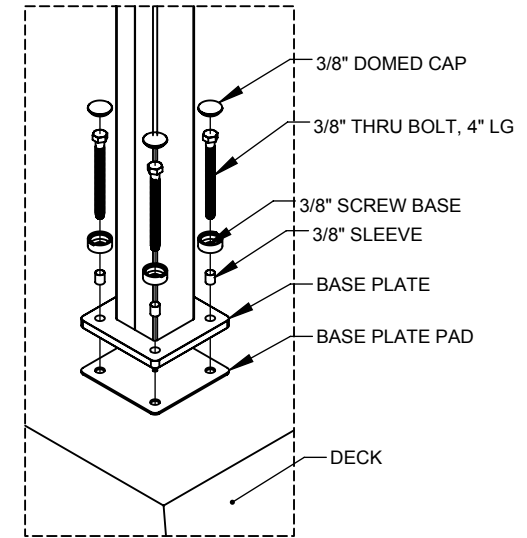
1

B

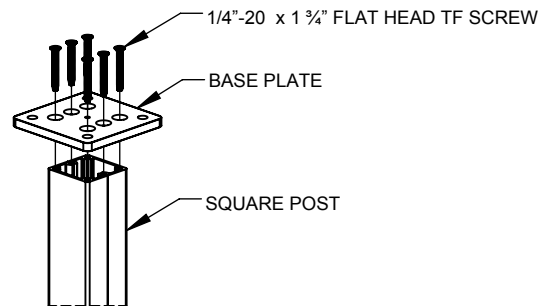
B



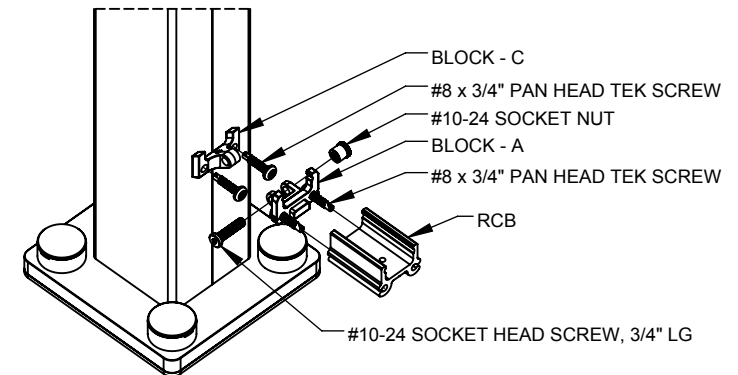
1 GLASS WITH TOP & BOTTOM RAIL, DECK MOUNT, STAIR GUARD



3 TYP. DECK MOUNTING CONNECTION
SCALE 1 : 8



2 TYP. BASE PLATE TO POST
SCALE 1 : 8



4 TYP. BOTTOM HINGE JOINT CONNECTION
SCALE 1 : 4

A

A

eGlass Element™

PROPRIETARY AND CONFIDENTIAL

THE INFORMATION CONTAINED IN THIS DRAWING IS THE SOLE PROPERTY OF EGLASS LLC. ANY REPRODUCTION IN PART OR AS A WHOLE WITHOUT THE WRITTEN PERMISSION OF EGLASS LLC IS PROHIBITED.

NOTES: UNLESS OTHERWISE SPECIFIED

1. DIMENSIONS SHOWN - INCHES [MM].
2. MACHINED SURFACES TO BE 63µIN MAX.
3. PART TO BE FREE OF BURRS AND SHARP EDGES.
4. ALL MATERIAL TO BE CLEAN, DEGREASED AND FREE OF ALL IMPURITIES.
5. ANY CHANGE MUST BE AUTHORIZED BY AN EGLASS ENGINEER.

DIMENSIONS ARE IN INCHES
FRACTIONAL ±
ANGULAR: MACH ±
TWO PLACE DECIMAL ±
THREE PLACE DECIMAL ±

MATERIAL

FINISH

DO NOT SCALE DRAWING

DRAWN

ENG APPR.

MFG APPR.

COMMENTS:

PURCHASER HAS THE FULL RESPONSIBILITY TO COMPLY WITH LOCAL, NATIONAL AND INTERNATIONAL BUILDING CODES. PURCHASER SHALL COMPLY IN ALL RESPECTS WITH ALL APPLICABLE LEGAL REQUIREMENTS GOVERNING THE DUTIES, OBLIGATIONS, AND BUSINESS PRACTICES OF THEIR LOCALITIES AND SHALL OBTAIN ANY PERMITS OR LICENSES NECESSARY FOR THEIR OPERATIONS.

NAME

V.P.

DATE

12/06/18

eGLASS
RAILING™

TITLE:

**EGLASS PICKET, DECK MOUNT,
SADDLE BRACKET, STAIR GUARD,
36" RAILING SYSTEM**

SIZE

A

DWG. NO.

RMDS-SB-00

REV

3

SCALE: 1:50

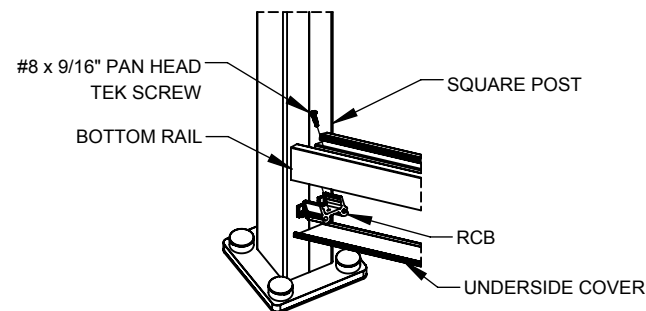
WEIGHT:

SHEET 1 OF 3

2

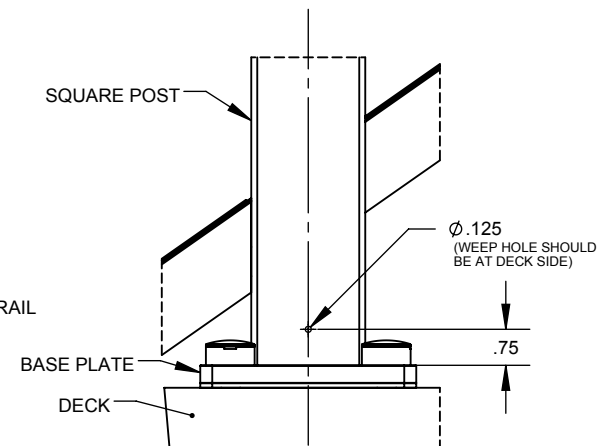
1

1



⑥ TYP. BOTTOM RAIL CONNECTION

SCALE 1 : 8



8 TYP. PICKET AND SPACER INSTALLATION

SCALE 1 : 8

SCALE 1 : 8

⑨ TYP. WEEP HOLE

PROPRIETARY AND CONFIDENTIAL

THE INFORMATION CONTAINED IN THIS DRAWING IS THE
SOLE PROPERTY OF EGLASS LLC.
ANY REPRODUCTION IN PART OR AS A WHOLE WITHOUT
THE WRITTEN PERMISSION OF EGLASS LLC
IS PROHIBITED.

1. DIMENSIONS SHOWN - INCHES [MM].
2. MACHINED SURFACES TO BE 63µIN MAX.
3. PART TO BE FREE OF BURRS AND SHARP EDGES.
4. ALL MATERIAL TO BE CLEAN, DEGREASED AND FREE OF ALL IMPURITIES.
5. ANY CHANGE MUST BE AUTHORIZED BY AN EGLASS ENGINEER.

DIMENSIONS ARE IN INCHES

FRACTIONAL	±
ANGULAR: MACH	±
TWO PLACE DECIMAL	±
THREE PLACE DECIMAL	±

MATERIAL

FINISH

DO NOT SCALE DRAWING

DRAWN

ENG APPR.

MFG APPR.

COMMENTS:

PURCHASER HAS THE FULL RESPONSIBILITY TO COMPLY WITH LOCAL, NATIONAL AND INTERNATIONAL BUILDING CODES. PURCHASER SHALL COMPLY IN ALL RESPECTS WITH ALL APPLICABLE LEGAL REQUIREMENTS GOVERNING THE DUTIES, OBLIGATIONS, AND BUSINESS PRACTICES OF THEIR LOCALITIES AND SHALL OBTAIN ANY PERMITS OR LICENSES NECESSARY FOR THEIR OPERATIONS.

NAME _____

V.P.

DATE _____

12/06/18

TITLE:

**EGLASS PICKET, DECK MOUNT,
SADDLE BRACKET, STAIR GUARD,
36" RAILING SYSTEM**

SIZE	PRICE	REMARKS
10	100	
11	110	
12	120	
13	130	
14	140	
15	150	
16	160	
17	170	
18	180	
19	190	
20	200	
21	210	
22	220	
23	230	
24	240	
25	250	
26	260	
27	270	
28	280	
29	290	
30	300	
31	310	
32	320	
33	330	
34	340	
35	350	
36	360	
37	370	
38	380	
39	390	
40	400	
41	410	
42	420	
43	430	
44	440	
45	450	
46	460	
47	470	
48	480	
49	490	
50	500	
51	510	
52	520	
53	530	
54	540	
55	550	
56	560	
57	570	
58	580	
59	590	
60	600	
61	610	
62	620	
63	630	
64	640	
65	650	
66	660	
67	670	
68	680	
69	690	
70	700	
71	710	
72	720	
73	730	
74	740	
75	750	
76	760	
77	770	
78	780	
79	790	
80	800	
81	810	
82	820	
83	830	
84	840	
85	850	
86	860	
87	870	
88	880	
89	890	
90	900	
91	910	
92	920	
93	930	
94	940	
95	950	
96	960	
97	970	
98	980	
99	990	
100	1000	

DWG. NO.

REV

A

RMDS-SB-00

3

SCALE: 1:4

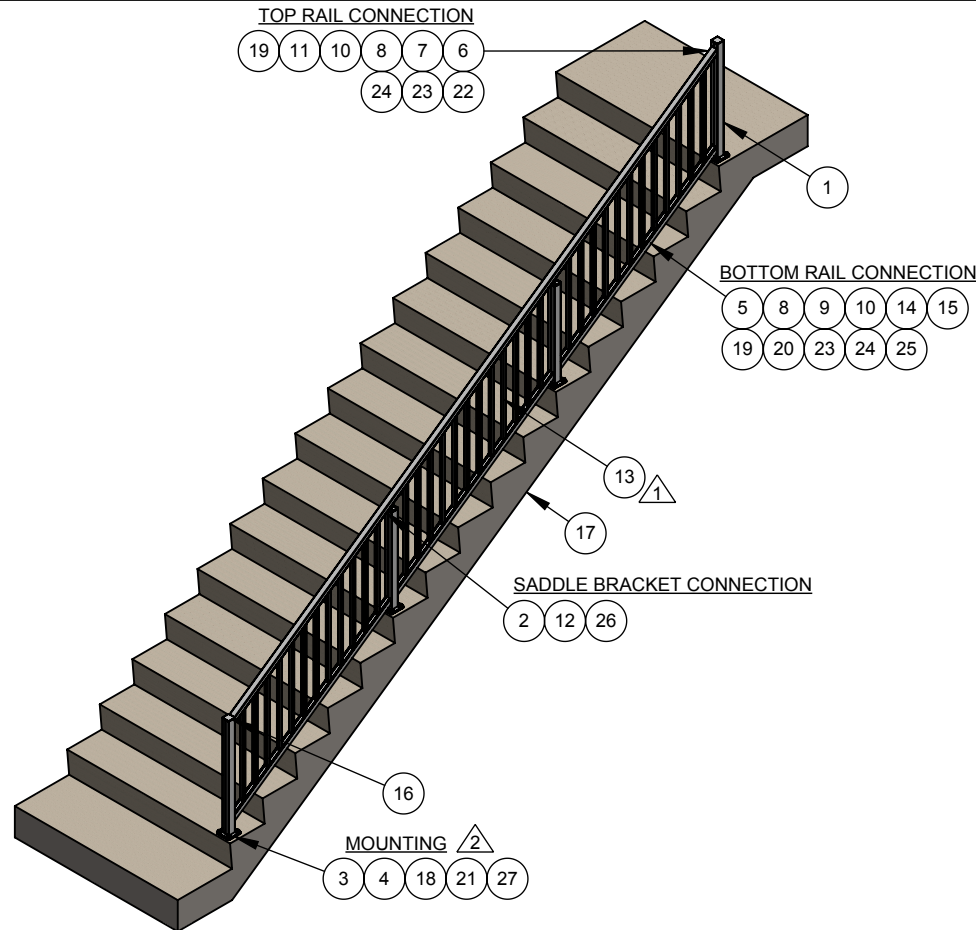
WEIGHT:

SHEET 2 OF 3

1

2

1



NOTES:

1. DIFFERENT SIZES OF GLASS PANELS ARE AVAILABLE.
REFER DWG NO: RAAS-G2-08 (1/4" THK) AND RAAS-G3-08 (3/8" THK).

2. MOUNTING:

FOR CONCRETE:

1. STD-AC-01 (3/8" THRU BOLT, 4" LENGTH)

FOR WOOD:

1. STD-AC-03 (3/8" LAG SCREW W/MIN 6" EMBED)

BILL OF MATERIAL TABLE

ITEM NO.	PART NUMBER	DESCRIPTION	Default/QTY.
1	AAAA-SP-48	SQUARE POST, MEDIUM BLANK, (2 3/8" x 2 3/8" x 1/8" x 48")	AS REQD.
2	RADF-SP-36	SQUARE POST, SHORT BLANK, (2 3/8" x 2 3/8" x 1/8" x 36")	AS REQD.
3	RADA-BP-01	BASE PLATE, 36" HEIGHT SQUARE POST	AS REQD.
4	RADA-PD-01	BASE PLATE PAD, SQUARE POST	AS REQD.
5	APAS-BR-01	EGLASS PICKET, BOTTOM RAIL, 20' LENGTH	AS REQD.
6	800S-TR-01	800 SERIES, TOP RAIL (2" x 1 1/2" x 1/8"), 20' LENGTH	AS REQD.
7	AMAS-TI-01	EGLASS PICKET, INFILL, TOP RAIL (2" x 1 1/2" x 1/8"), 20' LENGTH	AS REQD.
8	AAAA-RC-01	RCB, 1.5" PRE-CUT	AS REQD.
9	AAAS-HJ-01	BLOCK - B	AS REQD.
10	AAAS-HJ-02	BLOCK - A	AS REQD.
11	AAAS-HJ-03	BLOCK - C	AS REQD.
12	AEAS-SB-01	EGLASS ELEMENT, POST CAP SADDLE BRACKET	AS REQD.
13	APAS-PK-01	PICKET (1" x 1"), 37.5" LENGTH	AS REQD.
14	APAS-SR-01	EGLASS PICKET, SPACER	AS REQD.
15	APAS-UC-01	EGLASS PICKET, BOTTOM RAIL, UNDERSIDE COVER, 20' LENGTH	AS REQD.
16	AAAA-PC-01	POST CAP, 2 3/8" SQUARE POST	AS REQD.
17	STD-DK-03	STEPS - CONCRETE	AS REQD.
18	STD-AC-01	3/8" THRU BOLT, 4" LG	AS REQD.
19	STD-NT-03	#10-24 SOCKET NUT	AS REQD.
20	STD-SC-02	#8 x 9/16" PAN HEAD TEK SCREW	AS REQD.
21	STD-SC-05	1/4"-20 x 1 3/4" FLAT HEAD TF SCREW	AS REQD.
22	STD-SC-11	#8 x 7/16" PAN HEAD TEK SCREW	AS REQD.
23	STD-SC-12	#8 x 3/4" PAN HEAD TEK SCREW	AS REQD.
24	STD-SC-13	#10-24 SOCKET HEAD SCREW, 3/4" LG	AS REQD.
25	STD-SC-15	#8 x 1" PAN HEAD TEK SCREW	AS REQD.
26	STD-SC-17	#10 x 7/8" PAN HEAD TEK SCREW	AS REQD.
27	STD-SW-00	3/8" SCREW COVER	AS REQD.

NOTES: UNLESS OTHERWISE SPECIFIED

1. DIMENSIONS SHOWN - INCHES [MM].
2. MACHINED SURFACES TO BE 63uIN MAX.
3. PART TO BE FREE OF BURRS AND SHARP EDGES.
4. ALL MATERIAL TO BE CLEAN, DEGREASED AND FREE OF ALL IMPURITIES.
5. ANY CHANGE MUST BE AUTHORIZED BY AN EGLASS ENGINEER.

DIMENSIONS ARE IN INCHES
FRACTIONAL ±
ANGULAR: MACH ±
TWO PLACE DECIMAL ±
THREE PLACE DECIMAL ±

MATERIAL

FINISH

DO NOT SCALE DRAWING

DRAWN

ENG APPR.

MFG APPR.

COMMENTS:

PURCHASER HAS THE FULL RESPONSIBILITY TO COMPLY WITH LOCAL, NATIONAL AND INTERNATIONAL BUILDING CODES. PURCHASER SHALL COMPLY IN ALL RESPECTS WITH ALL APPLICABLE LEGAL REQUIREMENTS GOVERNING THE DUTIES, OBLIGATIONS, AND BUSINESS PRACTICES OF THEIR LOCALITIES AND SHALL OBTAIN ANY PERMITS OR LICENSES NECESSARY FOR THEIR OPERATIONS.

NAME

V.P.

DATE

12/06/18

EGLASS
RAILING™

TITLE:

**EGLASS PICKET, DECK MOUNT,
SADDLE BRACKET, STAIR GUARD,
36" RAILING SYSTEM**

SIZE

DWG. NO.

REV

A**RMDS-SB-00****3**

SCALE: 1:50

WEIGHT:

SHEET 3 OF 3

eGlass Element™

PROPRIETARY AND CONFIDENTIAL

THE INFORMATION CONTAINED IN THIS DRAWING IS THE SOLE PROPERTY OF EGLASS LLC.
ANY REPRODUCTION IN PART OR AS A WHOLE WITHOUT THE WRITTEN PERMISSION OF EGLASS LLC IS PROHIBITED.

2

1