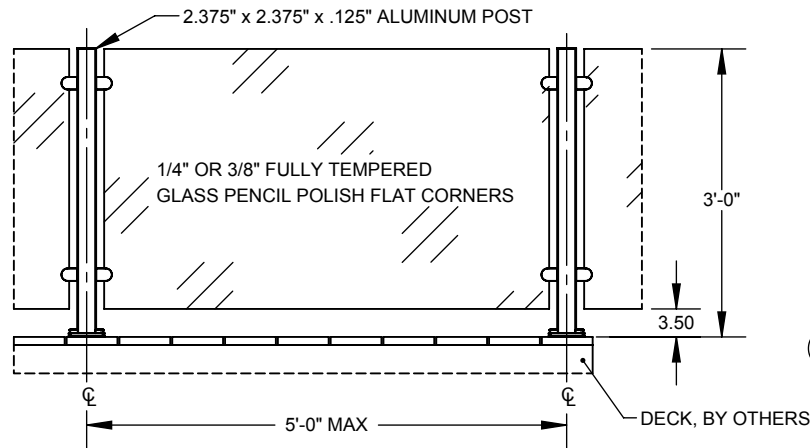
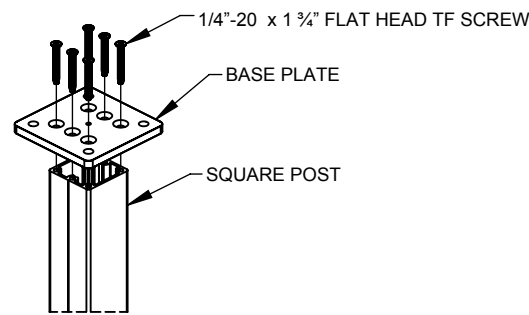


2

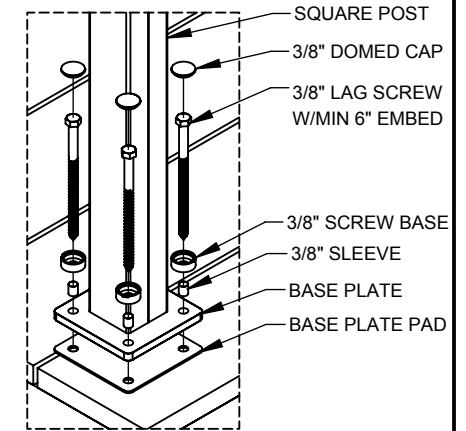
1



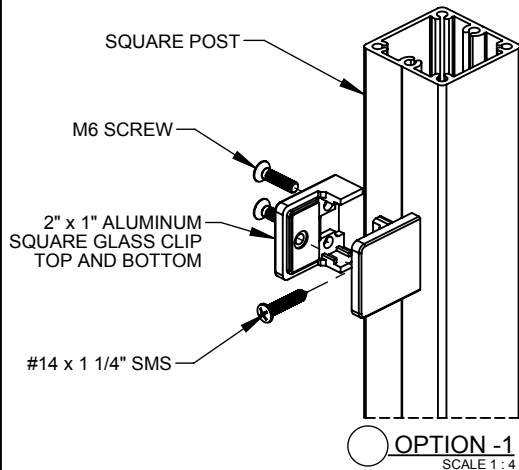
1 GLASS WITHOUT TOP & BOTTOM RAIL, DECK MOUNT



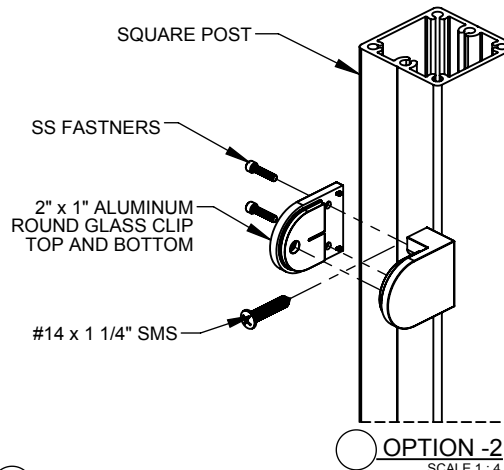
2 TYP. BASE PLATE TO POST
SCALE 1:8



3 TYP. DECK MOUNTING CONNECTION
SCALE 1:8

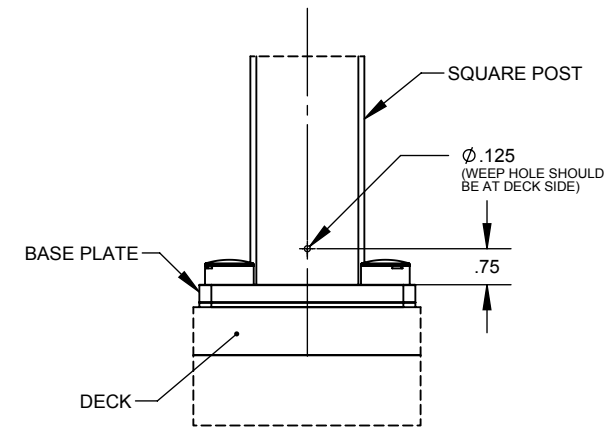


OPTION -1
SCALE 1:4



OPTION -2
SCALE 1:4

4 POST-CLIP CONNECTION



5 TYP. WEEP HOLE
SCALE 1:4

eGlass Vision™

PROPRIETARY AND CONFIDENTIAL

THE INFORMATION CONTAINED IN THIS DRAWING IS THE SOLE PROPERTY OF EGLASS LLC. ANY REPRODUCTION IN PART OR AS A WHOLE WITHOUT THE WRITTEN PERMISSION OF EGLASS LLC IS PROHIBITED.

NOTES: UNLESS OTHERWISE SPECIFIED

- DIMENSIONS SHOWN - INCHES [MM].
- MACHINED SURFACES TO BE 63µIN MAX.
- PART TO BE FREE OF BURRS AND SHARP EDGES.
- ALL MATERIAL TO BE CLEAN, DEGREASED AND FREE OF ALL IMPURITIES.
- ANY CHANGE MUST BE AUTHORIZED BY AN EGLASS ENGINEER.

DIMENSIONS ARE IN INCHES
FRACTIONAL ±
ANGULAR: MACH ±
TWO PLACE DECIMAL ±
THREE PLACE DECIMAL ±

MATERIAL

FINISH

DO NOT SCALE DRAWING

NAME DATE
V.P. 08/07/18

DRAWN
ENG APPR.
MFG APPR.

COMMENTS:
PURCHASER HAS THE FULL RESPONSIBILITY TO COMPLY WITH LOCAL, NATIONAL AND INTERNATIONAL BUILDING CODES. PURCHASER SHALL COMPLY IN ALL RESPECTS WITH ALL APPLICABLE LEGAL REQUIREMENTS GOVERNING THE DUTIES, OBLIGATIONS, AND BUSINESS PRACTICES OF THEIR LOCALITIES AND SHALL OBTAIN ANY PERMITS OR LICENSES NECESSARY FOR THEIR OPERATIONS.



TITLE:
EGLASS VISION, DECK MOUNT, FLAT DECK, 36" RAILING SYSTEM

SIZE DWG. NO. REV
A RVDF-00-00 3

SCALE: 1:24 WEIGHT: SHEET 1 OF 2

2

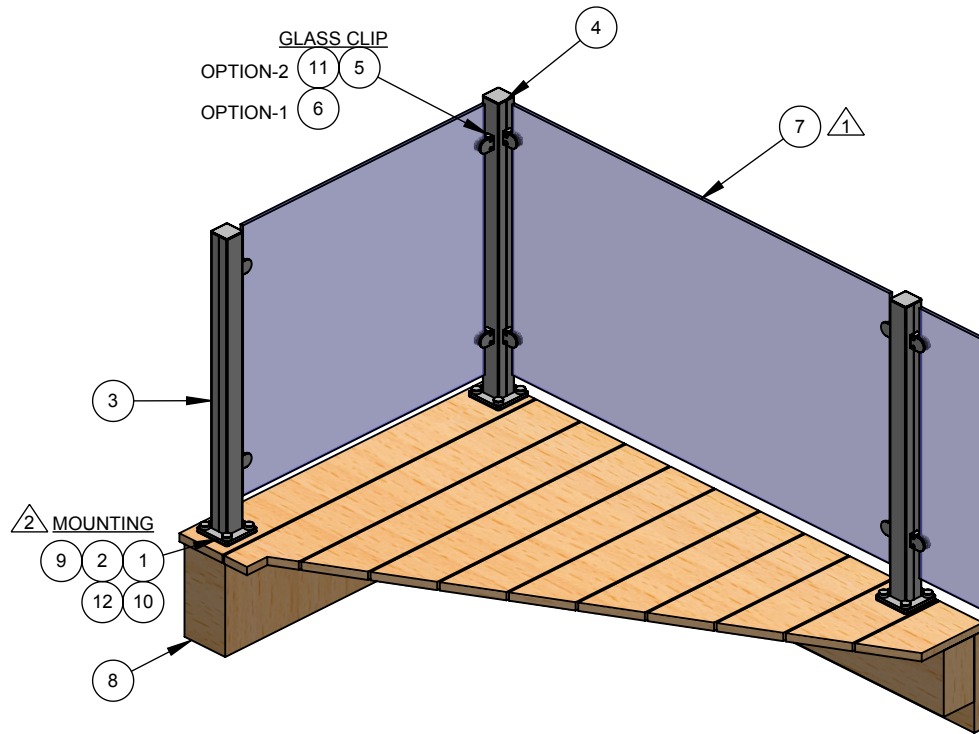
1

2

1

B

B



BILL OF MATERIAL TABLE			
ITEM NO.	PART NUMBER	DESCRIPTION	QTY.
1	RADA-BP-01	BASE PLATE, 36" HEIGHT SQUARE POST	AS REQD.
2	RADA-PD-01	BASE PLATE PAD, SQUARE POST	AS REQD.
3	RADF-SP-36	SQUARE POST, SHORT BLANK, (2 3/8" x 2 3/8" x 1/8" x 36")	AS REQD.
4	AAAA-PC-01	POST CAP, 2 3/8" SQUARE POST	AS REQD.
5	AVAA-GC-00	GLASS CLIP, ROUND	AS REQD.
6	AVAA-GC-20	FLAT SQUARE GLASS CLAMP	AS REQD.
7	RAAF-G3-56	3/8" TEMPERED GLASS, DECK RAILING	AS REQD.
8	STD-DK-02	DECK WOOD (OR) CONCRETE	AS REQD.
9	STD-AC-03	3/8" LAG SCREW W/MIN 6" EMBED	AS REQD.
10	STD-SC-05	1/4"-20 x 1 1/4" FLAT HEAD TF SCREW	AS REQD.
11	STD-SC-07	#14 x 1 1/4" SMS	AS REQD.
12	STD-SW-00	3/8" SCREW COVER	AS REQD.

NOTES:

- 1. DIFFERENT SIZES OF GLASS PANELS ARE AVAILABLE. REFER DWG NO: RAAF-G2-08 (1/4" THK) AND RAAF-G3-08 (3/8" THK).
- 2. MOUNTING:
 - FOR CONCRETE:
 - 1. STD-AC-01 (3/8" THRU BOLT, 4" LENGTH)
 - FOR WOOD:
 - 1. STD-AC-03 (3/8" LAG SCREW W/MIN 6" EMBED)

A

A

<p>NOTES: UNLESS OTHERWISE SPECIFIED</p> <p>1. DIMENSIONS SHOWN - INCHES [MM].</p> <p>2. MACHINED SURFACES TO BE 63µIN MAX.</p> <p>3. PART TO BE FREE OF BURRS AND SHARP EDGES.</p> <p>4. ALL MATERIAL TO BE CLEAN, DEGREASED AND FREE OF ALL IMPURITIES.</p> <p>5. ANY CHANGE MUST BE AUTHORIZED BY AN EGLASS ENGINEER.</p>		<p>NAME</p> <p>V.P.</p>		<p>DATE</p> <p>08/07/18</p>		<p>TITLE: EGLASS VISION, DECK MOUNT, FLAT DECK, 36" RAILING SYSTEM</p>					
		<p>DIMENSIONS ARE IN INCHES</p> <p>FRACTIONAL ±</p> <p>ANGULAR: MACH ±</p> <p>TWO PLACE DECIMAL ±</p> <p>THREE PLACE DECIMAL ±</p>		<p>COMMENTS:</p> <p>PURCHASER HAS THE FULL RESPONSIBILITY TO COMPLY WITH LOCAL, NATIONAL AND INTERNATIONAL BUILDING CODES. PURCHASER SHALL COMPLY IN ALL RESPECTS WITH ALL APPLICABLE LEGAL REQUIREMENTS GOVERNING THE DUTIES, OBLIGATIONS, AND BUSINESS PRACTICES OF THEIR LOCALITIES AND SHALL OBTAIN ANY PERMITS OR LICENSES NECESSARY FOR THEIR OPERATIONS.</p>				<p>SIZE</p> <p>A</p>		<p>DWG. NO.</p> <p>RVDF-00-00</p>	
<p>eGlass Vision™</p> <p>PROPRIETARY AND CONFIDENTIAL</p> <p>THE INFORMATION CONTAINED IN THIS DRAWING IS THE SOLE PROPERTY OF EGLASS LLC. ANY REPRODUCTION IN PART OR AS A WHOLE WITHOUT THE WRITTEN PERMISSION OF EGLASS LLC IS PROHIBITED.</p>		<p>MATERIAL</p>		<p>DO NOT SCALE DRAWING</p>		<p>SCALE: 1:24</p>		<p>WEIGHT:</p>		<p>SHEET 2 OF 2</p>	

2

1