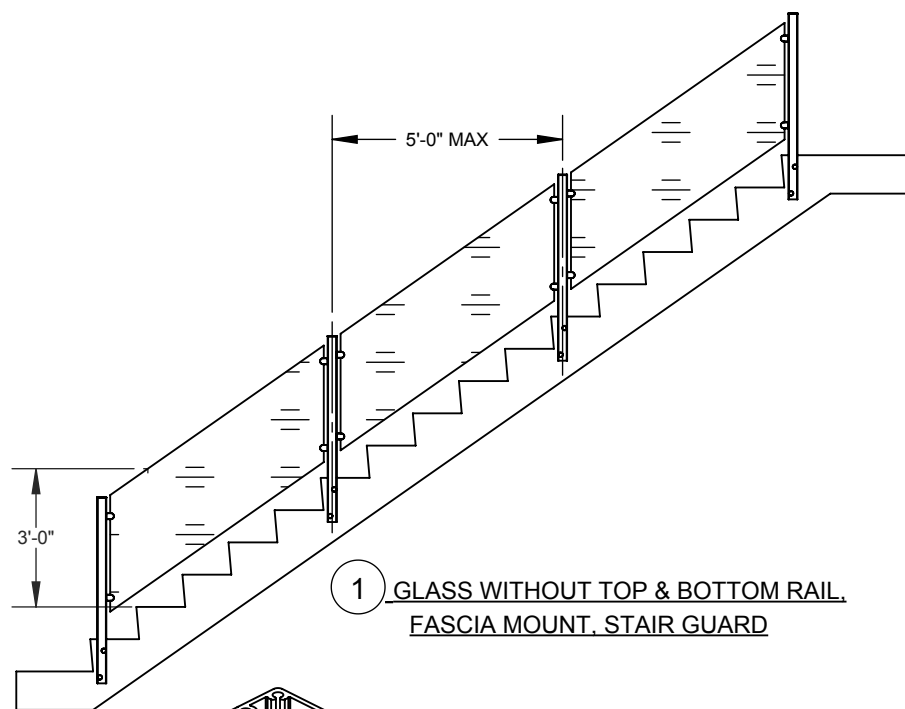


2

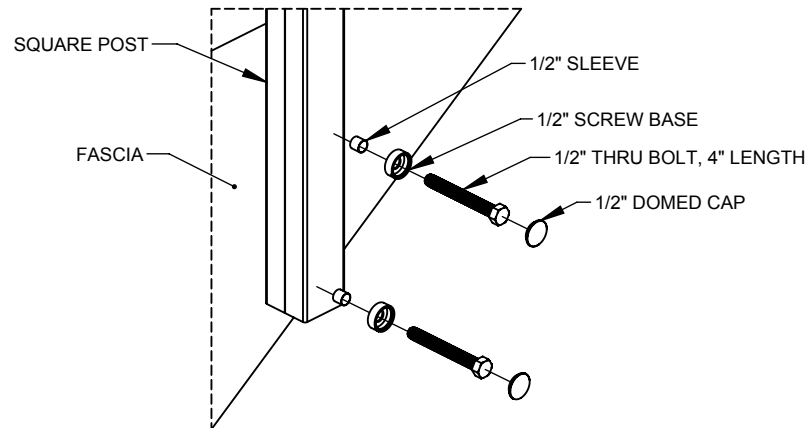
1

B

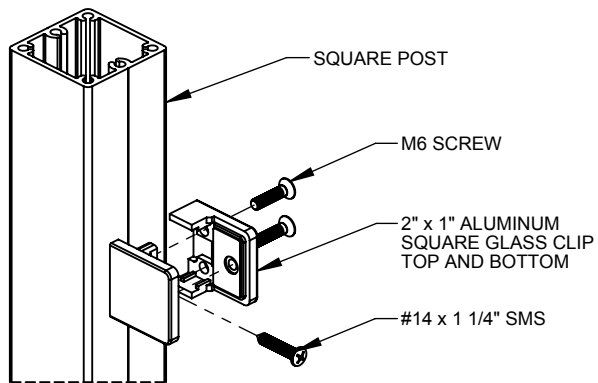
B



1 GLASS WITHOUT TOP & BOTTOM RAIL, FASCIA MOUNT, STAIR GUARD

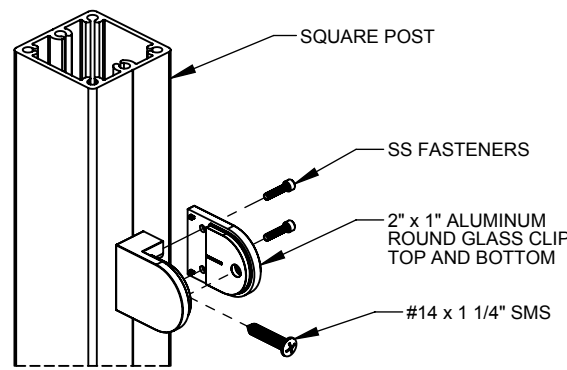


2 TYP. POST TO DECK CONNECTION  
SCALE 1 : 8

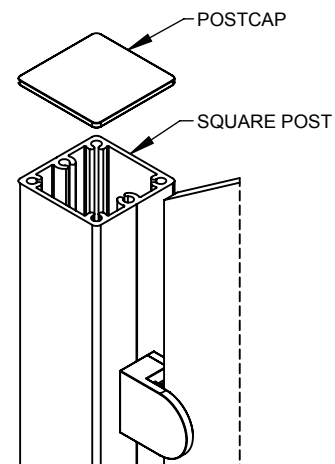


OPTION-1  
SCALE 1 : 4

3 POST-CLIP CONNECTION



OPTION-2  
SCALE 1 : 4



4 TYP. POSTCAP TO SQUARE POST  
SCALE 1 : 4

A

A

eGlass Vision™

PROPRIETARY AND CONFIDENTIAL

THE INFORMATION CONTAINED IN THIS DRAWING IS THE SOLE PROPERTY OF EGLASS LLC. ANY REPRODUCTION IN PART OR AS A WHOLE WITHOUT THE WRITTEN PERMISSION OF EGLASS LLC IS PROHIBITED.

NOTES: UNLESS OTHERWISE SPECIFIED

1. DIMENSIONS SHOWN - INCHES [MM].
2. MACHINED SURFACES TO BE 63µIN MAX.
3. PART TO BE FREE OF BURRS AND SHARP EDGES.
4. ALL MATERIAL TO BE CLEAN, DEGREASED AND FREE OF ALL IMPURITIES.
5. ANY CHANGE MUST BE AUTHORIZED BY AN EGLASS ENGINEER.

DIMENSIONS ARE IN INCHES	FRACTIONAL	±
	ANGULAR: MACH	±
	TWO PLACE DECIMAL	±
	THREE PLACE DECIMAL	±
MATERIAL		
FINISH		
DO NOT SCALE DRAWING		

NAME	DATE
V.P.	12/06/18
DRAWN	
ENG APPR.	
MFG APPR.	
COMMENTS:	
PURCHASER HAS THE FULL RESPONSIBILITY TO COMPLY WITH LOCAL, NATIONAL AND INTERNATIONAL BUILDING CODES. PURCHASER SHALL COMPLY IN ALL RESPECTS WITH ALL APPLICABLE LEGAL REQUIREMENTS GOVERNING THE DUTIES, OBLIGATIONS, AND BUSINESS PRACTICES OF THEIR LOCALITIES AND SHALL OBTAIN ANY PERMITS OR LICENSES NECESSARY FOR THEIR OPERATIONS.	



TITLE: **EGLASS VISION, FASCIA MOUNT, NO BRACKET, STAIR GUARD, 36" RAILING SYSTEM**

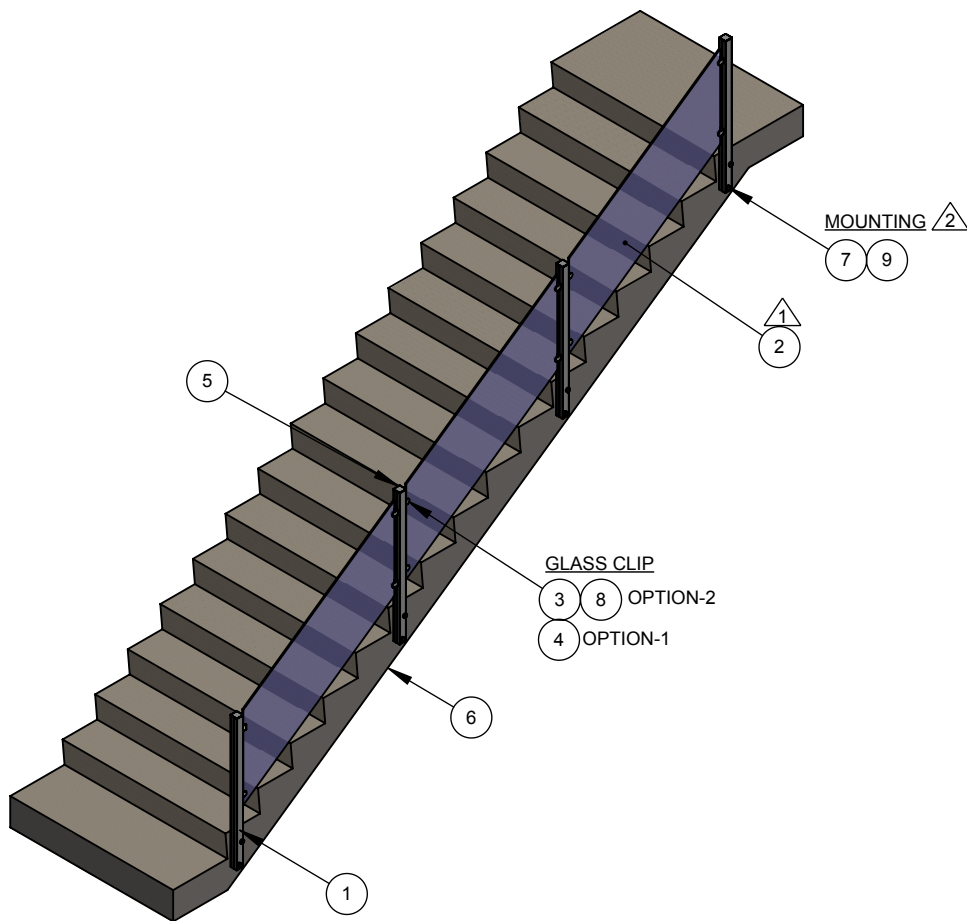
SIZE	DWG. NO.	REV
<b>A</b>	<b>RVFS-00-00</b>	<b>4</b>
SCALE: 1:50	WEIGHT:	SHEET 1 OF 2

2

1

2

1



NOTES:

- △1. DIFFERENT SIZES OF GLASS PANELS ARE AVAILABLE. REFER DWG NO: RAAS-G2-08 (1/4" THK) AND RAAS-G3-08 (3/8" THK).
- △2. MOUNTING:  
FOR CONCRETE:  
 1. STD-AC-02 (1/2" THRU BOLT, 4" LENGTH)  
FOR WOOD:  
 1. STD-AC-04 (1/2" LAG SCREW 7" APART W/MIN 6" EMBED)

BILL OF MATERIAL TABLE			
ITEM NO.	PART NUMBER	DESCRIPTION	QTY.
1	AAFA-SP-56	SQUARE POST, LONG BLANK, (2 3/8" x 2 3/8" x 1/8" x 56")	AS REQD.
2	RAAS-G3-08	3/8" TEMPERED GLASS, STAIR GUARD RAILING	AS REQD.
3	AVAA-GC-00	GLASS CLIP, ROUND	AS REQD.
4	AVAA-GC-20	FLAT SQUARE GLASS CLAMP	AS REQD.
5	AAAA-PC-01	POST CAP, 2 3/8" SQUARE POST	AS REQD.
6	STD-DK-03	STEPS - CONCRETE	AS REQD.
7	STD-AC-02	1/2" THRU BOLT, 4" LENGTH	AS REQD.
8	STD-SC-07	#14 x 1 1/4" SMS	AS REQD.
9	STD-SW-10	1/2" SCREW COVER	AS REQD.

eGlass Vision™

PROPRIETARY AND CONFIDENTIAL

THE INFORMATION CONTAINED IN THIS DRAWING IS THE SOLE PROPERTY OF EGLASS LLC. ANY REPRODUCTION IN PART OR AS A WHOLE WITHOUT THE WRITTEN PERMISSION OF EGLASS LLC IS PROHIBITED.

NOTES: UNLESS OTHERWISE SPECIFIED	
1. DIMENSIONS SHOWN - INCHES [MM].	DIMENSIONS ARE IN INCHES
2. MACHINED SURFACES TO BE 63µIN MAX.	FRACTIONAL ±
3. PART TO BE FREE OF BURRS AND SHARP EDGES.	ANGULAR: MACH ±
4. ALL MATERIAL TO BE CLEAN, DEGREASED AND FREE OF ALL IMPURITIES.	TWO PLACE DECIMAL ±
5. ANY CHANGE MUST BE AUTHORIZED BY AN EGLASS ENGINEER.	THREE PLACE DECIMAL ±
	MATERIAL
	FINISH
	DO NOT SCALE DRAWING

	NAME	DATE
DRAWN	V.P.	12/06/18
ENG APPR.		
MFG APPR.		
COMMENTS: PURCHASER HAS THE FULL RESPONSIBILITY TO COMPLY WITH LOCAL, NATIONAL AND INTERNATIONAL BUILDING CODES. PURCHASER SHALL COMPLY IN ALL RESPECTS WITH ALL APPLICABLE LEGAL REQUIREMENTS GOVERNING THE DUTIES, OBLIGATIONS, AND BUSINESS PRACTICES OF THEIR LOCALITIES AND SHALL OBTAIN ANY PERMITS OR LICENSES NECESSARY FOR THEIR OPERATIONS.		



TITLE: **EGLASS VISION, FASCIA MOUNT, NO BRACKET, STAIR GUARD, 36" RAILING SYSTEM**

SIZE	DWG. NO.	REV
<b>A</b>	<b>RVFS-00-00</b>	<b>4</b>
SCALE: 1:50	WEIGHT:	SHEET 2 OF 2

2

1